



Police Service
of Northern Ireland



Motoring Offence Statistics for Northern Ireland

1st April 2025 to 31st March 2026

Date of Publication:

28th May 2026

Frequency:


Monthly

Issued by:

PSNI Statistics Branch
Lisnasharragh
42 Montgomery Road
Belfast
BT6 9LD

Web: [PSNI Statistics](#)

 statistics@psni.police.uk

 02890 650222 Ext. 24135



In the 12 months from 1st April 2025 to 31st March 2026:

- There were 38,179 detections for motoring offences in Northern Ireland, of which 97% were dealt with by means of a fixed penalty notice or referral for prosecution.
- The remaining 3% (1,210) resulted in the completion of a speed awareness or safer driver course.
- Total detections increased by 8% on the 35,409 detections recorded in the previous 12 months.
- Twelve of the 19 offence groups showed an increase in detections over the year, in particular the construction and use group which rose by 61% to 4,289, representing an increase of 1,622 detections.
- The largest offence group was insurance offences with 6,602 which, along with careless driving (4,751) and speeding offences (4,747) accounted for 42% of the total detections.
- The highest speed detected by PSNI officers in the latest 12 months was 143mph, on the M2 Rathbeg Southbound, Antrim.

Contents

- 1. Things you need to know about this release 3
- 2. Summary..... 4
- 3. Trends 5
- 4. Age and Gender 6
- 5. Offence Group 7
- 6. Policing District 10
- 7. Further Information..... 12

We welcome user feedback on these statistics. This can be sent to the email address on the cover page or by contacting us at the telephone number provided.

1. Things you need to know about this release

Motoring offence statistics for Northern Ireland are collated and produced by statisticians seconded to the Police Service of Northern Ireland (PSNI) from the Northern Ireland Statistics and Research Agency (NISRA).

[PSNI Official Statistics documentation](#) is available on the Official Statistics section of the PSNI website.

Coverage

This report provides statistics on the number of motoring offences detected by police in Northern Ireland from 1st April 2025 to 31st March 2026. It does not include any detections by the NI Road Safety Partnership (NI RSP). Figures relating to such detections through the Partnership can be accessed via the following link – [NI RSP](#).

The range of disposals covered includes those offences dealt with by means of a fixed penalty notice (FPN), speed awareness or safer driver course or a referral for prosecution.

This report presents the most recent motoring offence statistics based on figures extracted on 26th May 2026. Referred for prosecution figures from 1st January 2024 onwards remain provisional and therefore subject to amendment, as do the remaining disposals for the 2026 period only. The information is also available in tabular format in the [accompanying spreadsheets](#) on the PSNI website.

Background information and details of the offences included in each offence grouping can be found in the [Motoring Offence User Guide](#) on the PSNI website. Please note the figures refer to the number of offences and not the number of persons detected as a person can be detected for more than one offence.

Accredited Official Statistics

[Accredited Official Statistics](#)¹ are official statistics that have been independently reviewed by Office for Statistics Regulation (OSR) and confirmed to comply with the standards of trustworthiness, quality and value in the [Code of Practice for Statistics](#). Producers of accredited official statistics are legally required to ensure they maintain compliance with the Code. Accredited official statistics are called National Statistics in the Statistics and Registration Service Act 2007.

These accredited official statistics were independently reviewed by the Office for Statistics Regulation in March 2020. They comply with the standards of trustworthiness, quality and value in the Code of Practice for Statistics and should be labelled 'accredited official statistics'.

Our statistical practice is regulated by the Office for Statistics Regulation (OSR). OSR sets the standards of trustworthiness, quality and value in the Code of Practice for Statistics that all producers of official statistics should adhere to. You are welcome to contact us directly with any comments about how we meet these standards by emailing statistics@psni.police.uk. Alternatively, you can contact OSR by emailing regulation@statistics.gov.uk or via the [Office for Statistics Regulation website](#).

¹ From 7 June 2024 the Accredited Official Statistics badge replaced the National Statistics badge.

Uses of the statistics

Uses of the statistics, based on user engagement, information requests and satisfaction survey feedback include policy making and policy monitoring, performance monitoring, and public interest, by a range of users including PSNI, Policing and Community Safety Partnerships (PCSPs), media and academics.

More detail can be found in the Motoring Offence User Guide which can be accessed via the [motoring offences](#) statistics web page on the PSNI website.

Related statistics

Sources of motoring offences data for other domains include [An Garda Síochána - Republic of Ireland](#) and [England and Wales](#). Related statistics include [Injury road traffic collision statistics](#) and [NI Road Safety Partnership](#) statistics.

2. Summary

Table 1 shows that, over the last 12 months:

- The number of motoring offences detected increased by 8% to 38,179
- Offences referred for prosecution fell by 4%
- Endorsable fixed penalties increased by 15%, while non-endorsable offences increased by 69%
- Number of speed awareness courses increased by 12%
- Safer driver courses increased by 32%.

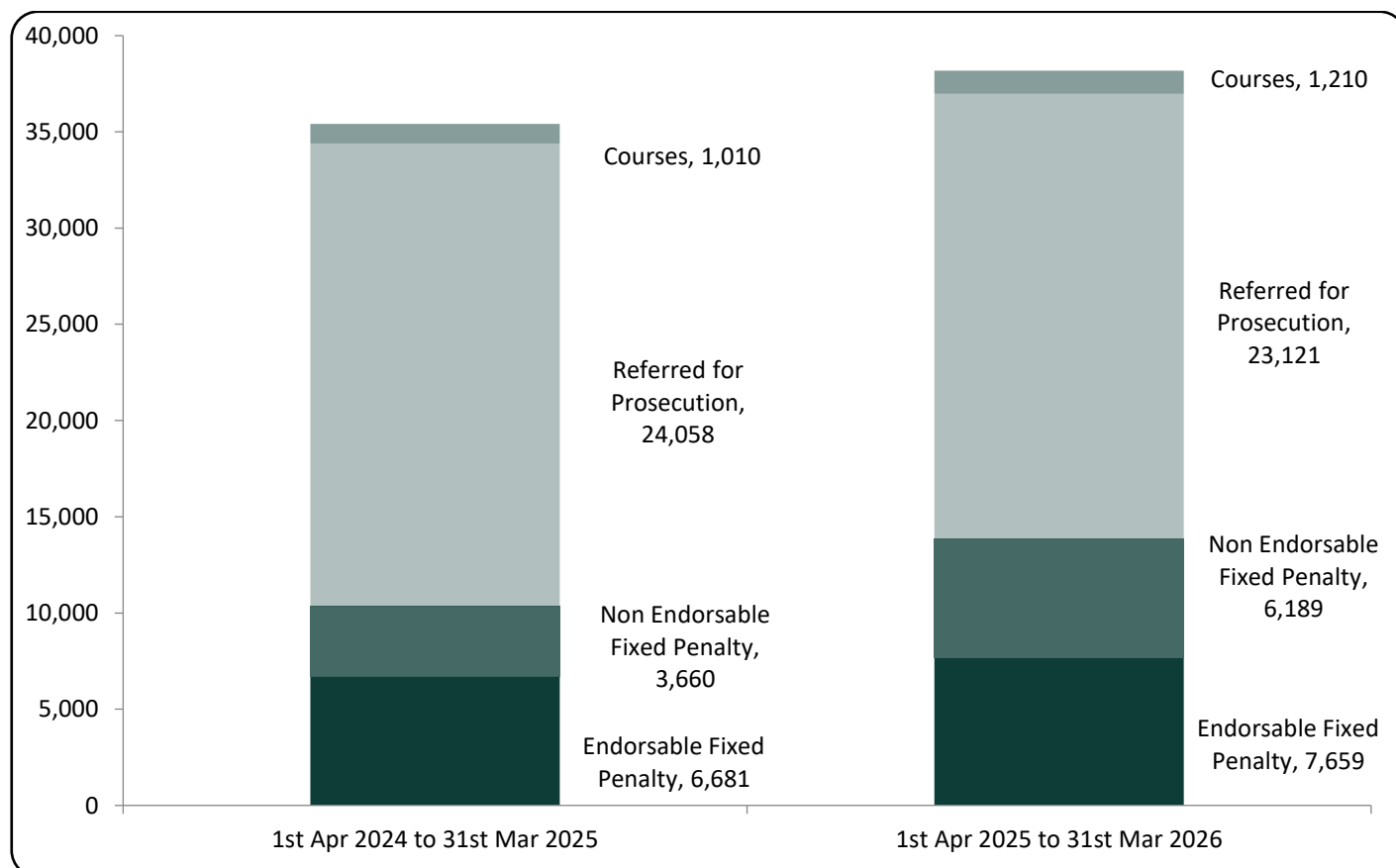
Table 1 Number of motoring offences by disposal type, 1st April 2024 to 31st March 2026*

	1 st Apr 2024 to 28 th Mar 2025	1 st Apr 2025 – 28 th Mar 2026	Change over last 12 months	Percentage change over last 12 months
Endorsable Fixed Penalty	6,681	7,659	978	15
Non Endorsable Fixed Penalty	3,660	6,189	2,529	69
Referred for Prosecution	24,058	23,121	-937	-4
Speed Awareness Course	620	696	76	12
Safer Driver Course	390	514	124	32
Total	35,409	38,179	2,770	8

*Figures are provisional and subject to change.

1. Note that not all detections in the most recent few months will have been processed as yet, particularly those referred for prosecution.

Figure 1 Comparisons of disposal types for motoring offences between 1st April 2024 to 31st March 2025 and 1st April 2025 to 31st March 2026



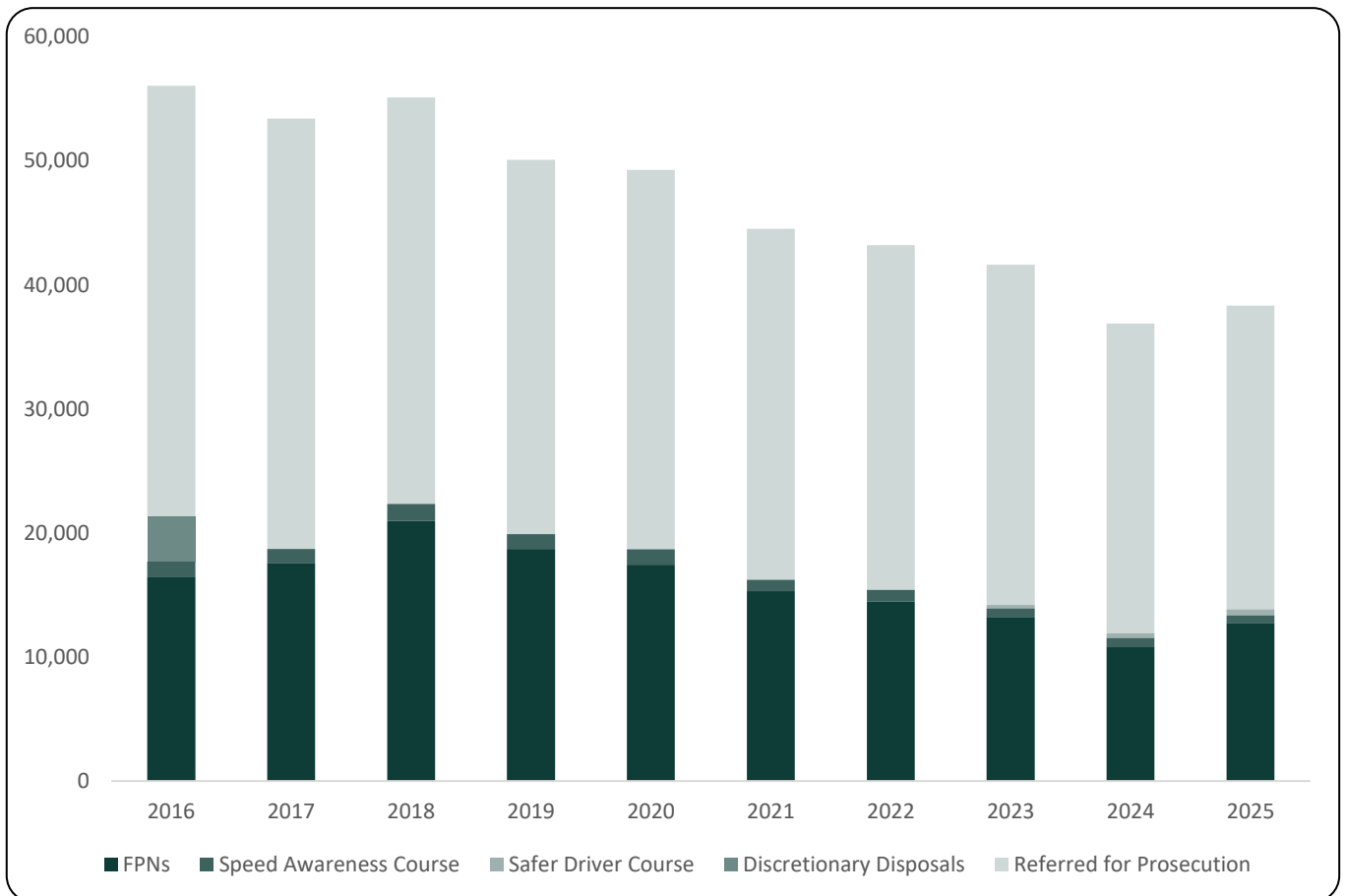
Note that not all detections in the most recent months will have been processed at this time, particularly those referred for prosecution.

3. Trends

The number of motoring offences have been generally decreasing over a 10 year period from a total of 56,043 recorded in 2016 to 38,344 recorded in 2025 (see figure 2), with slight annual increases recorded in only two of those years – 2018 and 2025.

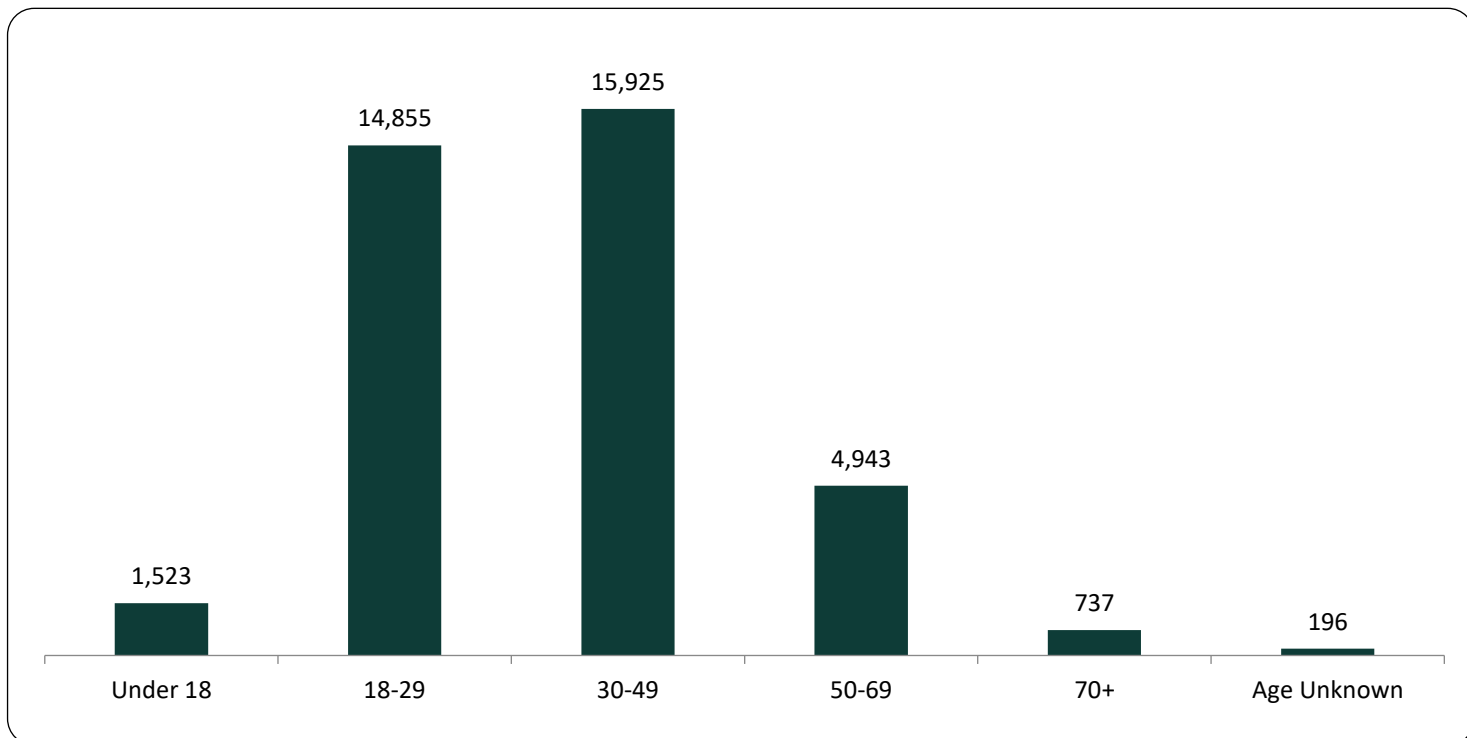
Discretionary disposals were introduced during 2011 as an alternative method of disposal for dealing with motoring offences but were removed on 31st July 2016. Safer driver courses were introduced in Northern Ireland in May 2023 as an alternative disposal to the new fixed penalty notice for careless driving.

Figure 2 Number of motoring offences by disposal type: 1st January 2016 – 31st December 2025



4. Age and Gender

Figure 3 Number of motoring offences by age: 1st April 2025 – 31st March 2026



- Figure 3 shows that those aged 30-49 years old accounted for over two fifths of motoring offences detected between 1st April 2025 – 31st March 2026 where age is known, followed by those aged 18-29 (39%). Almost all (99%) of the unknown ages refer to non endorsable offences, which can be issued in the absence of the offender and do not require licence details to process, for example parking offences.
- Males accounted for 8 in 10 of all motoring offences detected between 1st April 2025 and 31st March 2026.

5. Offence Group

Table 2 Number of motoring offences by gender, age band and offence group¹
1st April 2025 – 31st March 2026*

	Female	Male	Other / Unknown	Under 18	18-29	30-49	50-69	70+	Age Unknown	Total
Breach of signs & signals	62	302	8	2	141	139	61	12	17	372
Careless driving	888	3,860	3	153	1,671	1,860	884	183	0	4,751
Construction & use	625	3,650	14	222	2,802	961	272	23	9	4,289
Dangerous driving	161	1,315	1	87	696	527	145	22	0	1,477
Drink or drug driving	549	2,243	1	19	737	1,453	533	51	0	2,793
Driving licence	411	2,309	2	144	885	1,336	313	44	0	2,722
Driving whilst disqualified	107	949	3	104	264	592	93	6	0	1,059
Failing to stop / remain / report collision	325	1,640	0	64	672	845	295	89	0	1,965
Fraudulent use / declaration	22	225	0	4	86	121	34	2	0	247
Insurance	1,118	5,478	6	239	2,398	3,170	710	83	2	6,602
L & R driver	259	1,427	4	128	738	687	120	17	0	1,690
Miscellaneous	108	899	3	95	397	420	77	20	1	1,010
Mobile phone	213	900	0	10	249	598	225	31	0	1,113
Non-driver	162	269	5	17	136	213	62	3	5	436
Parking	249	466	58	7	291	183	119	15	158	773
Seatbelt	107	468	2	22	165	281	80	28	1	577
Speeding	1,242	3,504	1	123	1,922	1,856	750	96	0	4,747
Vehicle TADA / tampering	81	639	1	75	275	326	44	1	0	721
Vehicle test certificate	110	725	0	8	330	357	126	11	3	835
Total	6,799	31,268	112	1,523	14,855	15,925	4,943	737	196	38,179

* Figures are provisional and subject to change. ¹ Please refer to section 7 for more detail regarding the offence groups.

- Table 1 shows an increase of 15% in the number of endorsable tickets issued in past 12 months when compared with previous 12 months, which was primarily due to increase in insurance offences.
- Table 2 shows that the largest offence group recorded was insurance offences with a total of 6,602 detections, this was a 20% increase on the number recorded in the previous 12 months. For the period 1st April 2025 to 31st March 2026 insurance offences accounted for 17% of all detections for motoring offences.
- Speeding and careless driving offences each accounted for 12% of all offences in the current period. Both have remained at similar levels to the previous year, whereas insurance offences have increased by 1,098 (20%), to 6,602 between April 2025 and March 2026.
- The highest speed detected by PSNI officers in the latest 12 months was 143mph, on the M2 Rathbeg Southbound, Antrim.
- In the latest 12 months, the NI Road Safety Partnership detected over 17 times more speeding offences than the PSNI (83,204).
- Twelve of the 19 offence groups showed an increase in detections over the year, notably construction & use offences which rose by 61% to 4,289 detections.
- Failing to stop / remain / report collision offences decreased by one quarter over the 12-month period.
- Over half of those detected for mobile phone offences were age 30-49.
- Almost one-fifth of all female detections was for speeding offences.
- Almost one-quarter of detections involving those aged 70 or more were for careless driving type offences.

Table 3 Number of motoring offences by month and offence group¹, 1st April 2024 to 31st March 2026*

Offence group	Apr 2025	May 2025	Jun 2025	Jul 2025	Aug 2025	Sept 2025	Oct 2025	Nov 2025	Dec 2025	Jan 2026	Feb 2026	Mar 2026	Apr 2025 - Mar 2026	Apr 2024 - Mar 2025	Change over last 12 months Number	Change over last 12 months %
Breach of signs & signals	18	21	25	17	32	23	25	33	33	48	35	62	372	200	172	86
Careless driving	480	460	387	386	418	390	485	438	365	344	286	312	4,751	4,666	85	2
Construction & use	529	341	280	314	318	296	334	430	275	340	403	429	4,289	2,667	1,622	61
Dangerous driving	142	148	131	129	152	110	138	141	108	78	96	104	1,477	1,624	-147	-9
Drink or drug driving	256	253	242	265	294	201	241	257	249	174	178	183	2,793	3,119	-326	-10
Driving licence	257	274	231	234	269	215	246	241	210	196	175	174	2,722	2,516	206	8
Driving whilst disqualified	99	96	80	88	114	83	83	81	93	90	62	90	1,059	1,064	-5	0
Failing to stop / remain / report collision	237	195	162	203	210	139	193	192	175	92	70	97	1,965	2,625	-660	-25
Fraudulent use / declaration	25	26	20	17	24	17	27	24	19	13	18	17	247	254	-7	-3
Insurance	578	548	476	493	629	535	672	630	554	538	461	488	6,602	5,504	1,098	20
L & R driver	131	136	101	105	177	144	166	163	179	129	114	145	1,690	1,435	255	18
Miscellaneous	87	82	66	88	115	107	93	99	68	56	80	69	1,010	977	33	3
Mobile phone	104	98	89	115	90	78	95	84	78	96	72	114	1,113	1,034	79	8
Non-driver	57	45	45	20	39	41	49	41	27	27	27	18	436	543	-107	-20
Parking	54	44	74	22	33	54	106	71	44	94	90	87	773	562	211	38
Seatbelt	58	56	32	54	63	47	59	45	35	34	35	59	577	503	74	15
Speeding	556	477	315	468	402	350	469	327	243	349	365	426	4,747	4,534	213	5
Vehicle TADA / tampering	74	47	75	91	88	46	62	52	61	43	35	47	721	1,003	-282	-28
Vehicle test certificate	64	81	49	58	71	46	88	80	67	62	106	63	835	579	256	44
Total	3,806	3,428	2,880	3,167	3,538	2,922	3,631	3,429	2,883	2,803	2,708	2,984	38,179	35,409	2,770	8

* Figures are provisional and subject to change.

¹ Please refer to section 7 for more detail regarding the offence groups.

6. Policing District

Figure 4: Number of motoring offences by Policing District: 1st April 2024 to 31st March 2026

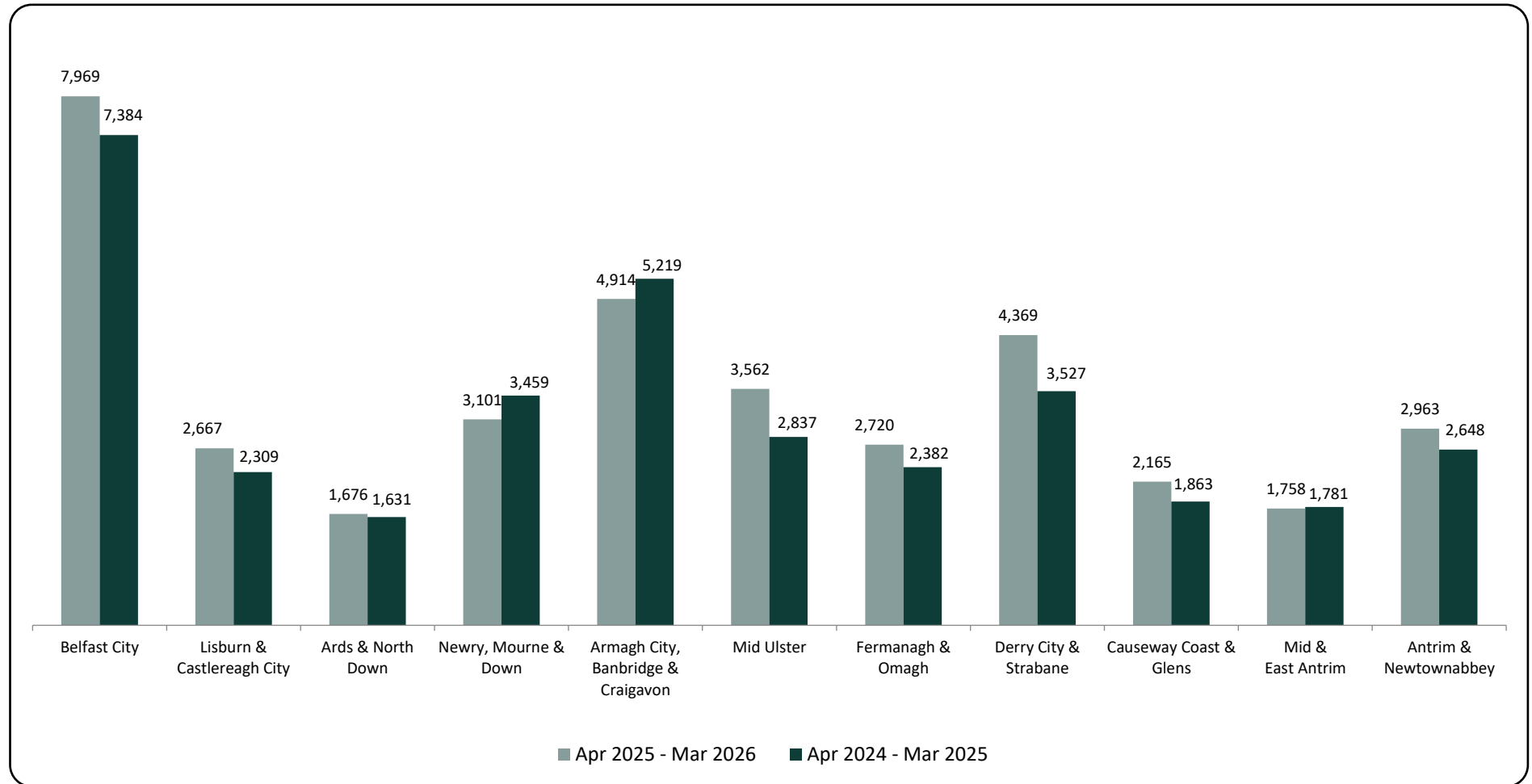
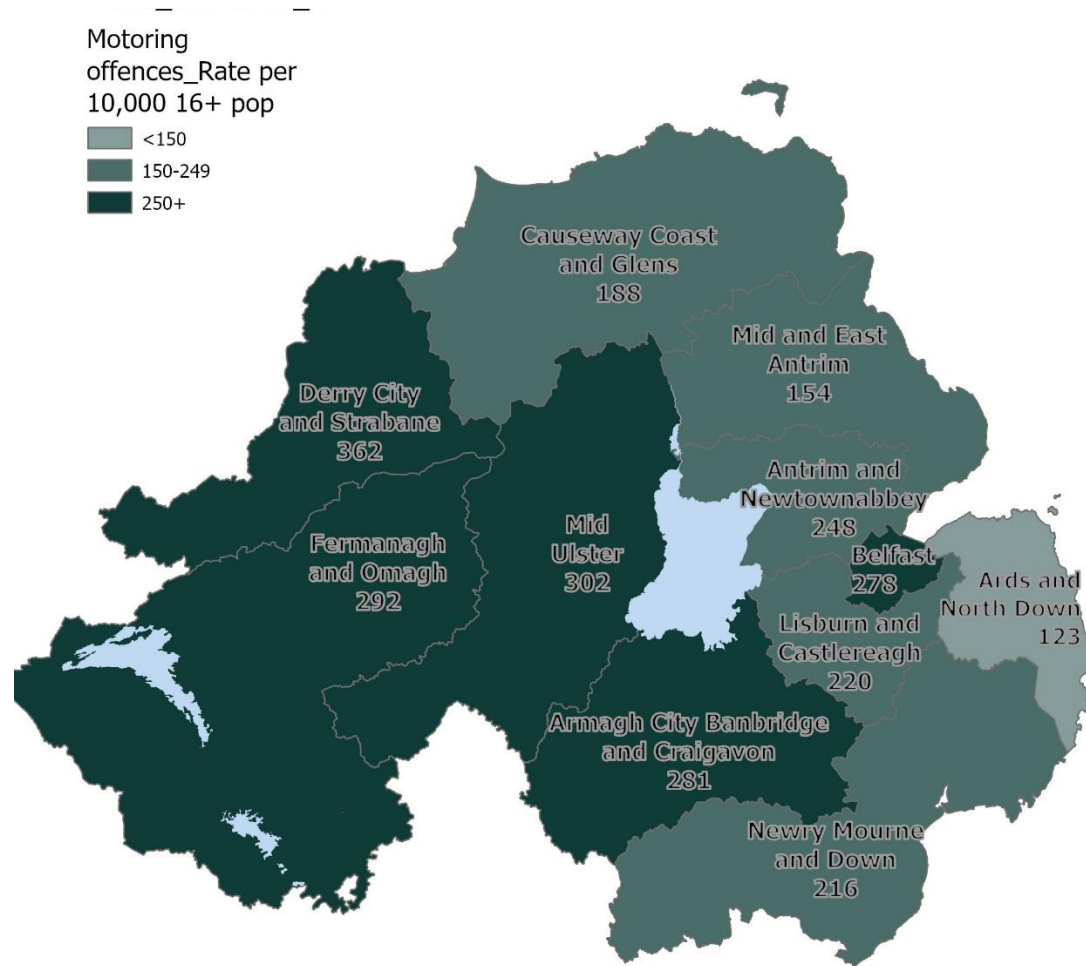


Figure 4 shows that 21% of motoring offences were detected in Belfast City District followed by a further 13% in Armagh City, Banbridge and Craigavon.

Figure 5: Rate of motoring offences per 10,000 population¹ aged 16+ by Policing District: 1st April 2025 – 31st March 2026



7. Further Information

A [User Guide](#) providing detailed information on the motoring offences statistics is available on the PSNI website.

[PSNI Official Statistics documentation](#) is available on the Official Statistics section of the PSNI website.

Referred for prosecution

Police led prosecutions for motoring offences occur when the offence is of a serious nature and has no corresponding fixed penalty or where multiple offences have occurred or where the alleged offender wishes to have the matter(s) heard at court. Where an offending driver has already accumulated a number of penalty points, to the extent that a driving disqualification is now in scope, such cases must be heard at court and will consequently also be subject of a prosecution.

Fixed penalty notices

Fixed penalties originated as an administrative way to deal with simple parking offences without referring such matters to the courts. Such was its success that it was identified as an efficient way to deal with minor road traffic offences and was expanded to encompass these matters in the mid-1980s. With the introduction of penalty points for traffic offences, the scheme was expanded to incorporate endorsable and non-endorsable offences.

Non-endorsable offences - meaning those which don't result in points on your licence incur a fine of £30. Fines for endorsable offences are £60 and three points. More serious offences such as driving without insurance can incur fines of up to £200 and six points. Other fixed penalty offences include No MOT (£60) or Vehicle Excise License (£60). Fine collection and revenue reporting are managed by the NI Courts Service.

The full list of offences and groups are published on the [motoring offences section](#) of the PSNI website.

Speed awareness courses

Speed awareness courses were introduced in Northern Ireland in 2010. Drivers, depending on the speed at which they were detected, October be offered an opportunity to attend a speed awareness course as an alternative to penalty points. The course which is available at eight locations throughout Northern Ireland and delivered and managed (currently online due to COVID-19) by an appointed contractor must be attended within a period of 120 days from the date of detection. Certain restrictions apply to who can qualify for the speed awareness course option.

Safer driver courses

Safer driver courses were introduced in Northern Ireland in May 2023 as an alternative disposal to the new fixed penalty notice for careless driving, subject to eligibility. This category also includes a motorbike course, National Rider Risk Awareness Course (NRRAC). See Careless Driving section below for more details.

Offence groups

An offence group is made up of many individual offences. For the full list of offences and groups see the [motoring offences section](#) of the PSNI website.

Careless driving

On Monday 15th May 2023, a fixed penalty notice was introduced in Northern Ireland for the offence of careless driving, which is committed when the driving falls below the standard expected of a competent and careful driver. Prior to this, there was no one single offence for careless driving in Northern Ireland. The penalty for the new offence is £100 and 3 penalty points. It currently cannot be issued in the case of a road traffic collision and is an available disposal for lower level offending including driving too close, unnecessarily staying in an overtaking lane or unnecessarily slow driving or braking.

The new careless driving offence is reported within the wider careless driving offence group which includes other offences such as overtaking on inside lane, driving on hard shoulder of motorway and reversing on motorway.

Construction and use

Construction and use offence group includes defective tyre, defective exhaust, excess noise, incorrect form of registration and no number plate offences.

L & R driver

L & R driver means learner and restricted driver offence group. Note the offence of L or R driver exceeding 45mph is included in the speeding group.

Miscellaneous

Miscellaneous offence group includes taxi related offences, tachograph and driver hours offences.

Non-driver

The non-driver offence group his includes all aiding and abetting, permitting and causing offences. It also includes non-motor vehicle and pedestrian offences.

Speeding

This does not include driver's detected speeding through the NI Road Safety Partnership.

Vehicle TADA / tampering

Vehicle TADA means Vehicle taking and driving away.

Revisions

Figures for 2025 were finalised in March 2026. Figures from January 2026 onwards are currently provisional and subject to ongoing quality assurance and minor amendment, primarily due to the time taken to process all offences, particularly those referred for prosecution or completing a speed awareness course.

To demonstrate the scale of revisions, updated figures for January – February 2026 are provided in the table below:

	Last month publication	This month publication	Change	Percentage change
Endorsable Fixed Penalty	1,144	1,182	38	3.3
Non Endorsable Fixed Penalty	1,102	1,142	40	3.6
Referred for Prosecution	2,745	2,954	209	7.6
Speed Awareness Course	119	132	13	10.9
Safer driver course	86	101	15	17.4
Total	5,196	5,511	315	6.1